

Library Mobility Ports

Wireless

You'll need:

Hardware: A laptop with an 802.11b or 802.11g compatible wireless network card (or built-in wireless adapter).

Software: Download and install VPN client software (<https://www.work.psu.edu/access/vpn/>).

Please note: You can make a wireless connection to this Web page from your laptop in order to download the software.

Penn State Access Account:

<http://aset.its.psu.edu/accounts/access.html>

Each time you connect:

1. Start your laptop.
2. Start the VPN client and select the ITS Wireless at Harrisburg connection entry.
3. Enter your Access userid and password.
4. Disconnect the VPN client when you are done.

For further information:

<http://www.hbg.psu.edu/library/es/wireless.html>

Wired (Ethernet)

You'll need:

Hardware: A laptop with a PCMCIA Ethernet card (or built-in Ethernet adapter) and a standard Ethernet cable with a RJ-45 male connector.

Software: Internet Explorer or another Web browser.

Penn State Access Account:

<http://aset.its.psu.edu/accounts/access.html>

Each time you connect:

1. Connect your laptop to a network jack using an Ethernet cable (look for orange stickers at tables and carrels to locate active connections).
2. Start your laptop.
Please note: If your laptop doesn't detect a network connection, make sure it's configured to use an Ethernet interface with DHCP.
3. Start your Web browser and enter the network login Web page address (<https://clc.its.psu.edu/PortLogin.aspx>). If there's no response, try the backup server (<https://clc1.its.psu.edu/PortLogin.aspx>).
4. Enter your Access userid and password.
5. Log out when you are done (<https://clc.its.psu.edu/PortLogout.aspx>).

For further information:

<http://tns.its.psu.edu/services/LAN/mobilecomp.html>

Need Help?

Contact Alan Mays, information technology consultant, at 717-948-6593 or axm22@psu.edu.

Welcome to the Library

Users of the Penn State Harrisburg Library will find abundant areas for individual and group study. Computers are available on all floors for faculty, staff, and student use. The library faculty and staff are readily available to assist users with their research or in using the various electronic systems.

The library provides access to a local collection of over 300,000 volumes and over 1,000 journals, as well as to the resources of the Penn State Libraries, which include over 4 million volumes and 400 online resources.

Directory of Useful Telephone Numbers

Information/Circulation:	717-948-6070
Administration:	717-948-6079
Interlibrary Loan:	717-948-6071
Library Fax:	717-948-6757
Periodicals:	717-948-6077
Reference:	717-948-6073
Special Collections:	717-948-6280

Directions to Campus

From Harrisburg and Points North: Follow signs for Harrisburg International Airport/283 East. Take 283 East to the Harrisburg International Airport exit. Follow signs for the airport and the college. Before entering the airport complex, take the exit for PA 230. Turn left at the junction of 230. Proceed on 230 East approximately 1 mile. The college entrance is on the left.

From Lancaster and Points East: Take Route 283 West toward Harrisburg. Follow signs for the airport and the college. Before entering the airport complex, take the exit for PA 230. Turn left at the junction of 230. Proceed on 230 East approximately 1 mile. The college entrance is on the left.

From the Pennsylvania Turnpike (I-76): Get off at exit 247 (Harrisburg East). Follow PA 283 East toward the Harrisburg International Airport. Follow signs for the airport and the college. Before entering the airport complex, take the exit for PA 230. Turn left at the junction of 230. Proceed on 230 East approximately 1 mile. The college entrance is on the left.

Penn State is committed to affirmative action, equal opportunity, and the diversity of its workforce. U.Ed. HBO 07-06

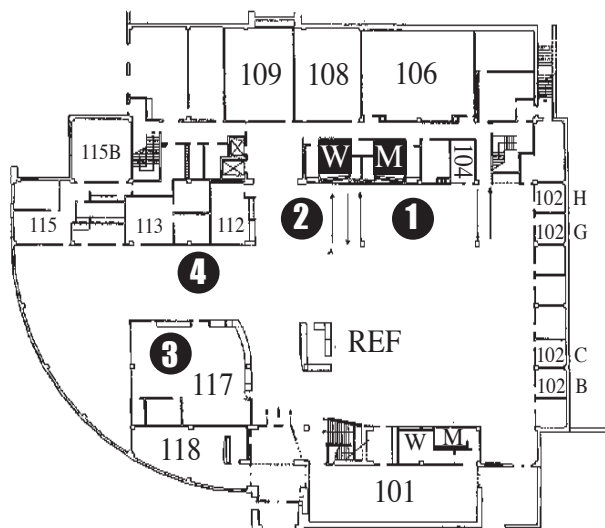
Library Guide



**351 Olmsted Drive
Middletown, PA 17057
717-948-6070**

www.hbg.psu.edu/library

First Floor



FIRST FLOOR

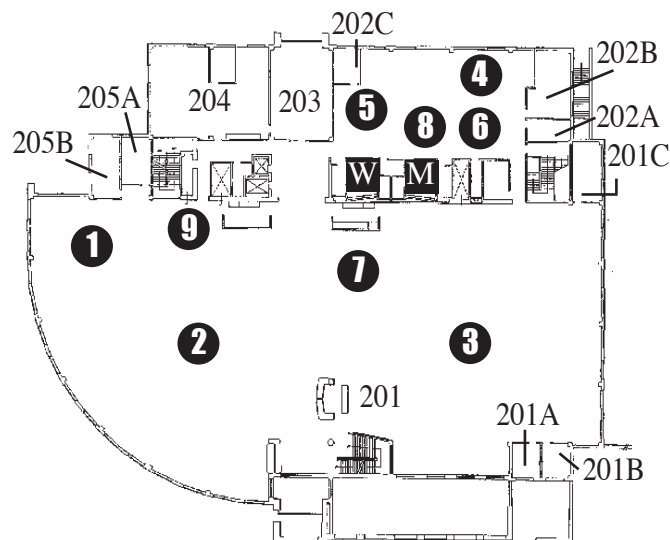
COLLECTIONS

- ① Reference Collection A-Z
- ② New Titles
- ③ Reserve Collection
- ④ Multimedia Collections

STUDY AND SERVICE AREAS

Assistive Technology Room (104)
 Circulation & Reserve Desk (117)
 Classrooms (108 & 109)
 CyberCafé (118)
 Group Study Rooms (102B-C & 102G-H)
 Interlibrary Loan Office (112)
 Library Administration (115)
 Library Conference Room (115B)
 Library Instruction Room (106)
 Morrison Gallery (101)
 Reference Desk (REF)
 Schwab Family Holocaust Reading Room (113)

Second Floor



SECOND FLOOR

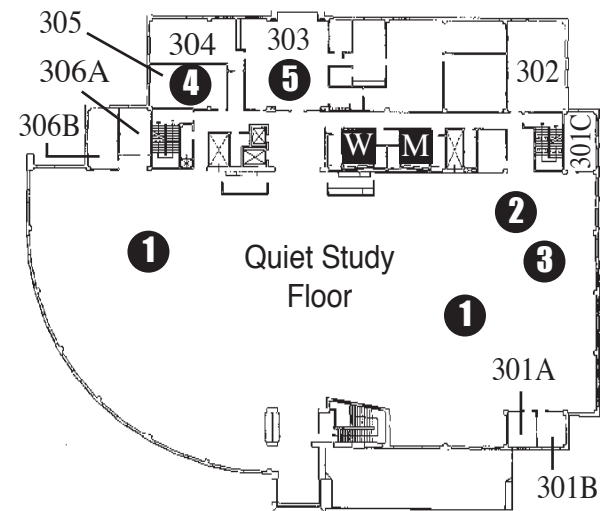
COLLECTIONS

- ① Book Collection A-G
- ② Current Periodicals
- ③ Bound Periodicals
- ④ Government Documents (Pre-1995)
- ⑤ Maps
- ⑥ Master's Theses & Doctoral Dissertations
- ⑦ Microforms
- ⑧ Oversized Materials
- ⑨ Phonograph Record Collection

STUDY AND SERVICE AREAS

Emeritus & Visiting Scholar Study Room (202A)
 Group Study Rooms (201A-C, 202C, & 205A-B)
 Heindel Honors Lounge (202B)
 Periodicals & Microforms Desk (201)
 Periodicals & Microforms Office (203)
 Technical Services Offices (204)

Third Floor



THIRD FLOOR

COLLECTIONS

- ① Book Collection H-Z
- ② Curricular Materials Collection
- ③ Juvenile Literature Collection
- ④ Slide Library Collection
- ⑤ Special Collections & Archives

STUDY AND SERVICE AREAS

Classrooms (302, 304)
 Group Study Rooms (301A-C & 306A-B)
 Special Collections Reading Room (303)